

**NUTRIPLANT®**

## Leaf, Stem, Flower Vegetables

Artichoke, Asparagus, Broccoli, Brussels Sprouts, Cabbage, Cauliflower, Celery, Lettuce, Parsley, Spinach, etc.

### NUTRIPLANT SEED TREATMENT

is applied to seed just prior to planting. It is a nutritional supplement to enhance seedling emergence and growth. The product is available in two forms: powder **NUTRIPLANT SD** packaged in 25 pound pails and liquid **NUTRIPLANT SL** packaged in 6 liter jugs.

With **NUTRIPLANT SEED TREATMENT**,  
Farmers Report:

- Quicker emergence
- Better stands
- Increased yields

### NUTRIPLANT AG

is a foliar nutritional supplement to enhance crop growth. The genetic potential for any crop is never reached due to stress encountered during the growing season. Plants are more vulnerable and use more nutrients at particular stages of development. **NUTRIPLANT AG** is designed to be applied at these particular stages, leading to better yields and improved quality. The product is available in 2.5 gallon jugs and 30 gallon drums.

With **NUTRIPLANT AG**, Farmers Report:

- Increased resistance to stress
- Improved quality
- Increased yields

**NUTRIPLANT SEED TREATMENT** and **NUTRIPLANT AG** are intended as supplements to a regular fertilizer program, and will not by themselves provide all the nutrients normally required by plants.

Distributed by Access Business Group LLC  
Ada, MI 49355  
Revised 03/06  
For use in the U.S.A. only



Average Worldwide  
Yield Increase

14% for Cabbage

8% for Pak Choi

15% for Broccoli



- Easy to Apply
- Cost Effective

N  
U  
T  
R  
I  
P  
L  
A  
N  
T

# NUTRIPLANT® SD/SL



## Application Rates

Apply **NUTRIPLANT SD** at 10 oz/100 lb of seed.  
Apply **NUTRIPLANT SL** at 5 fl oz/100 lb of seed.

## Method of Application

Apply **NUTRIPLANT SD** to the seeds before planting. Application should be made in such a way that all seeds are thoroughly coated. **NUTRIPLANT SD** can be applied right in the planter box or hopper. Properly treated seeds will have a fine coating of powder.

Apply **NUTRIPLANT SL** using commercial equipment. Mix seeds until dry and do not stick.

## Compatibility

**NUTRIPLANT SD/SL** is compatible with most seed treatments including inoculums, fungicides and insecticides. It can also be used on pelletized seed.

## Storage

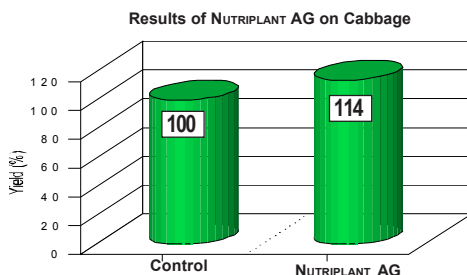
Store **NUTRIPLANT SD** in a dry place at a temperature below 110°F. Do not store in direct sunlight. Keep container tightly closed.

Store **NUTRIPLANT SL** at a temperature between 110°F and freezing. Keep container tightly closed. Do not store diluted product. Do not store in direct sunlight.

# NUTRIPLANT® AG

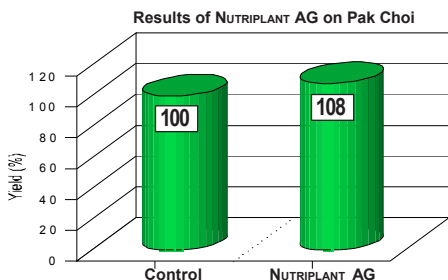
## Results on Cabbage

The average yield increase with **NUTRIPLANT AG** is 14%.



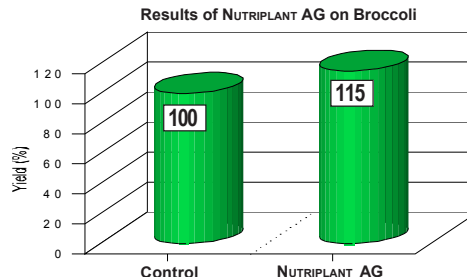
## Results on Pak Choi

The average yield increase with **NUTRIPLANT AG** is 8%.



## Results on Broccoli

The average yield increase with **NUTRIPLANT AG** is 15%.



## Economic Benefits

**Cabbage \$583.21 per acre increase\***

**Broccoli \$637.56 per acre increase\*\***

\* Based on an average yield of 318 cwt/acre, 14% increase, and an average price of \$13.10/cwt.

\*\* Based on an average yield of 138 cwt/acre, 15% increase, and an average price of \$30.80/cwt.

## Application Rate

Apply **NUTRIPLANT AG** at 10 fl oz/acre.

## Application Timing

Make 3 applications of 10 fl oz/acre: at the 4 to 5 leaf stage, 2 weeks later, and 4 weeks after the first application.

## Application

Shake well before using. For ground application, mix 1 part **NUTRIPLANT AG** with 200 parts water (1 quart in 50 gallons of water). For aerial application, dilute 1 part **NUTRIPLANT AG** with 100 parts water (1 quart in 25 gallons of water). To co-apply with herbicides, pesticides or fertilizers, dilute 1 part **NUTRIPLANT AG** with 5 parts water prior to mixing with pre-diluted chemicals. Apply as directed above. A small test area should be treated prior to large scale mixing to determine that no phytotoxicity or undesirable effects occur.

Spray diluted **NUTRIPLANT AG** evenly on foliage using any conventional spraying equipment. For best results, apply in evening or early morning. Avoid applying product under windy conditions. Heavy rain or overhead irrigation within 24 hours of application may reduce product effectiveness.

## Storage

Store **NUTRIPLANT AG** at a temperature between 110°F and freezing. Keep container tightly closed. Do not store diluted product. Do not store in direct sunlight.